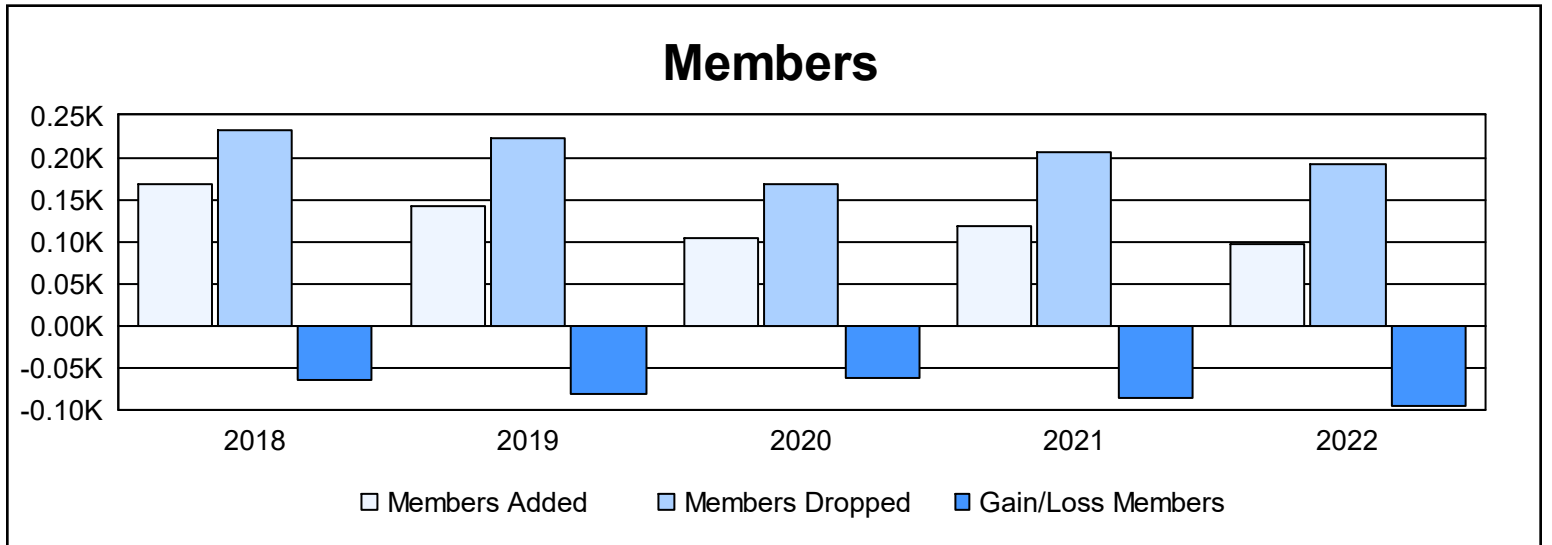
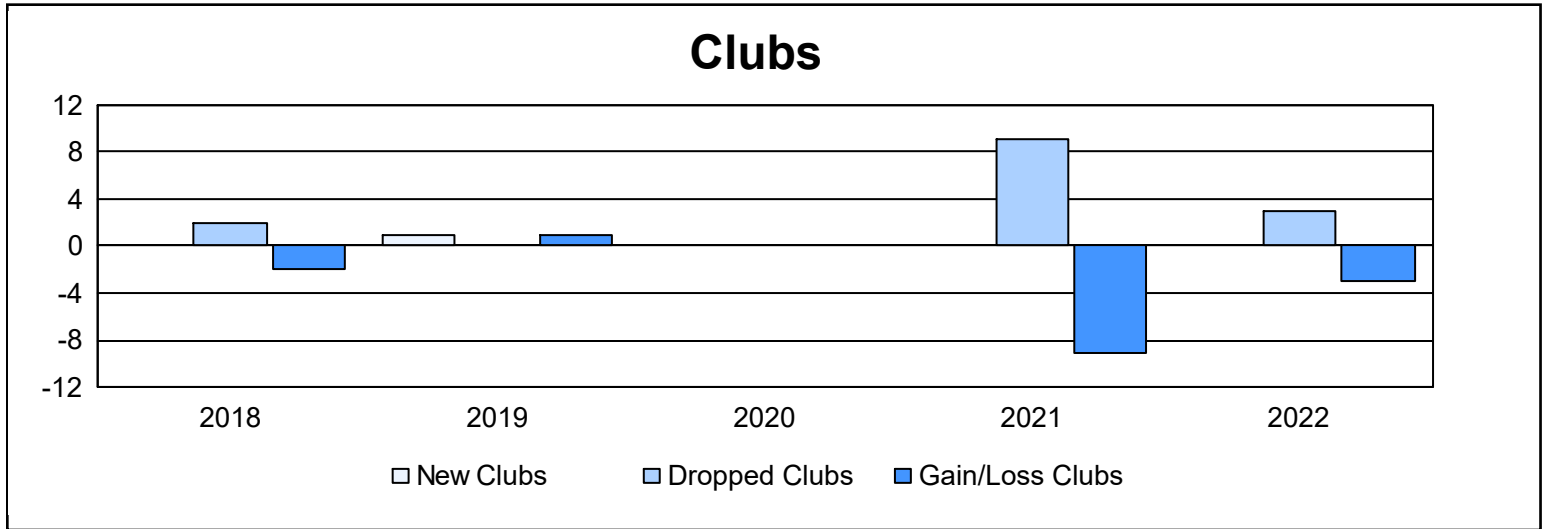
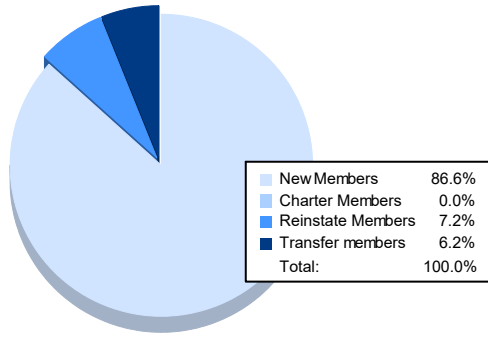


| Year | New Clubs | Dropped Clubs | Gain/ Loss Clubs | New Members | Charter Members | Reinstate Members | Transfer Members | Total Member Added | Total Members Dropped | Gain/ Loss Members |
|----------------|-----------|---------------|------------------|-------------|-----------------|-------------------|------------------|--------------------|-----------------------|--------------------|
| 2017-2018 | 0 | 2 | -2 | 155 | 0 | 3 | 9 | 167 | 231 | -64 |
| 2018-2019 | 1 | 0 | 1 | 107 | 28 | 3 | 4 | 142 | 223 | -81 |
| 2019-2020 | 0 | 0 | 0 | 98 | 1 | 4 | 1 | 104 | 167 | -63 |
| 2020-2021 | 0 | 9 | -9 | 90 | 1 | 4 | 23 | 118 | 205 | -87 |
| 2021-2022 | 0 | 3 | -3 | 84 | 0 | 7 | 6 | 97 | 192 | -95 |
| Average | 0 | 3 | -3 | 107 | 6 | 4 | 9 | 126 | 204 | -78 |



Membership Composition June 2022 Cumulative



Gender Composition June 2022 Cumulative

